



USER MANUAL



240v 27ltr Professional Dehumidifier

**Product Code:
DH26**



Serial Number Range:

From:

To:

Year Of Manufacture: 2020

***Please note, when ordering online via our website if the part number is not recognised, please Email spares@hscgroupuk.co.uk or Telephone 0115 946 1988**

KEEP THIS BOOKLET FOR FUTURE REFERENCE

📞 Nottingham: 0115 946 1988 • London: 0208 830 3333 ✉ Nottingham: sales@hscgroupuk.co.uk • London: sean@hscgroupuk.co.uk 🌐 www.hscgroupuk.co.uk

The Hire Supply Company Terms & Conditions Apply At All Time E&OE












MASTER

CLIMATE SOLUTIONS













en	USER AND MAINTENANCE BOOK
it	LIBRETTO USO E MANUTENZIONE
de	BEDIENUNGS- UND WARTUNGSANLEITUNG
es	MANUAL DE INSTRUCCIONES PARA EL USO Y MANTENIMIENTO
fr	MANUEL D'UTILISATION ET DE MAINTENANCE
nl	HANDLEIDING VOOR GEBRUIK EN ONDERHOUD
pt	MANUAL DE USO E MANUTENÇÃO
da	VEJLEDNING OM BRUG OG VEDLIGEHOLDELSE
fi	KÄYTTÖ- JA HUOLTO-OHJE
no	HEFTE FOR BRUK OG VEDLIKEHOLD
sv	ANVÄNDAR- OCH UNDERHÅLLSHANDBOK
pl	INSTRUKCJA OBSŁUGI I KONSERWACJI
ru	РУКОВОДСТВО ПО ЭКСПЛУАТАЦИИ И ТЕХНИЧЕСКОМУ ОБСЛУЖИВАНИЮ
cs	PŘÍRUČKA PRO POUŽITÍ A ÚDRŽBU
hu	HASZNÁLATI ÉS KARBANTARTÁSI KÉZIKÖNYV
sl	PRIROČNIK Z NAVODILI ZA UPORABO IN VZDRŽEVANJE
tr	KULLANIM VE BAKIM KİTAPÇIĞI
hr	KNIŽICA O UPORABI I ODRŽAVANJU
lt	NAUDOJIMO IR PRIEŽIŪROS KNYGELĖ
lv	LĪETOŠANAS UN TEHNISKĀS APKOPES GRĀMATIŅA
et	KASUTUS- JA HOOLDUSJUHEND
ro	MANUAL DE UTILIZARE ŞI ÎNTREȚINERE
sk	PRIRUČKA PRE POUŽITIE A ÚDRŽBU
bg	НАРЪЧНИК ЗА ИЗПОЛЗВАНЕ И ПОДДРЪЖКА
uk	КЕРІВНІЦТВО З ЕКСПЛУАТАЦІЇ ТЕХНІЧНОГО ОБСЛУГОВУВАННЯ
el	ΕΓΧΕΙΡΙΔΙΟ ΧΡΗΣΗΣ ΚΑΙ ΣΥΝΤΗΡΗΣΗΣ
kk	ПАЙДАЛАНУ ЖӨНЕ ТЕХНИКАЛЫҚ ҚЫЗМЕТ КӨРСЕТУ ЖЕТЕКШІЛІГІ

Dantherm S.p.A. Via Gardesana 11, -37010 Pastrengo (VR), Italy	Dantherm S.p.A. Виа Гардесана 11, 37010 Пастренго (Верона), Италия
Dantherm Sp. z o.o. ul. Magazynowa 5A, 62-023 Gądki, Poland	Dantherm Sp. z o.o. ул. Магазынова, 5А, 62-023 Гадки, Польша
Dantherm LLC ul. Transportnaya - 22 ownership 2, 142802, STUPINO, Moscow region, Russia	ООО «Дангерм» Ул. Транспортная, владение 22/2, 142802, г.Ступино, Московская обл., РФ
Dantherm China LTD Unit 2B, 512 Yunchuan Rd., Shanghai, 201906, China	Dantherm China LTD Юньчуань роад, 512, строение 2В, Шанхай, 201906, Китай
Dantherm SP S.A. C/Salabozos, 6 Polígono Industrial, 28108 Alcobendas (Madrid) Spain	Dantherm SP S.A. Ц/Калабозос, 6 Полигоно Индустриал, 28108 Алкобендас (Мадрид) Испания


MODEL	DH 26	DH 44	DH 62	DH 92	DH 100
	30 ÷ 98 %	30 ÷ 98 %	30 ÷ 98 %	30 ÷ 98 % 30 ÷ 70 %	40 ÷ 98 % 40 ÷ 70 %
	1 ÷ 32 °C	1 ÷ 32 °C	1 ÷ 32 °C	1 ÷ 32 °C 1 ÷ 45 °C	3 ÷ 32 °C 3 ÷ 45 °C
	350 m³/h·M³/ч	480 m³/h·M³/ч	480 m³/h·M³/ч	1.000 m³/h·M³/ч	1.000 m³/h·M³/ч
	27 л-л / 24 h-ч	41 л-л / 24 h-ч	52 л-л / 24 h-ч	80 л-л / 24 h-ч	86 л-л / 24 h-ч
	R1234yf / 310 г-г GWP-Потенциал глобального потепления 4	R1234yf / 365 г-г GWP-Потенциал глобального потепления 4	R1234yf / 340 г-г GWP-Потенциал глобального потепления 4	R1234yf / 700 г-г GWP-Потенциал глобального потепления 4	R1234yf / 620 г-г GWP-Потенциал глобального потепления 4
	~220-240 V-B 50 Hz-Гц 520 W-Вт / 2,8 A	~220-240 V-B 50 Hz-Гц 610 W-Вт / 3,1 A	~220-240 V-B 50 Hz-Гц 890 W-Вт / 4,4 A	~220-240 V-B 50 Hz-Гц 1.200 W-Вт / 6 A	~220-240 V-B 50 Hz-Гц 1.250 W-Вт / 6 A
dB(A)	46 dB-дБ	53 dB-дБ	53 dB-дБ	50 dB-дБ	50 dB-дБ
	8 л-л	12 л-л	12 л-л	12 л-л	12 л-л
	30 kg-кг	43 kg-кг	47 kg-кг	66 kg-кг	69 kg-кг
	2,6 mPa LRA 9 A	2,6 mPa LRA 16 A	2,6 mPa LRA 21,6 A	2,6 mPa LRA 20 A	2,6 mPa LRA 20 A
CO ₂ Eq	1,2	1,5	1,4	2,8	2,5
GWP	4	4	4	4	4

* 30°C - UR 80% - при температуре 30°C и относительной влажности воздуха 80%

 **IMPORTANT:** In order to have a correct function you must use an electrical generator in class G3 or more (frequency variation ±1%, tension variation ±2%). The maximum power of electrical generator must be three time the nominal power of device that you must connect.


MODEL	DH 44DV	DH 62DV
	30 ÷ 98 %	30 ÷ 98 %
	1 ÷ 32 °C	1 ÷ 32 °C
	480 m ³ /h·m ³ /ч	480 m ³ /h·m ³ /ч
	41 л / 24 h-ч	52 л / 24 h-ч
	R1234yf / 365 г-г GWP-Потенциал глобального потепления 4	R1234yf / 340 г-г GWP-Потенциал глобального потепления 4
	~220-240 V-B 50 Hz-Гц 610 W-Вт / 3,1 A	~220-240 V-B 50 Hz-Гц 890 W-Вт / 4,4 A
	~110-120 V-B 50 Hz-Гц 610 W-Вт / 6,2 A	~110-120 V-B 50 Hz-Гц 890 W-Вт / 8,8 A
dB(A)	53 дБ-дБ	53 дБ-дБ
	12 л-л	12 л-л
	46 кг-кг	50 кг-кг
	2,6 mPa LRA 16 A (220-240 V-B) LRA 32 A (110-120 V-B)	2,6 mPa LRA 21,6 A (220-240 V-B) LRA 43,2 A (110-120 V-B)
CO ₂ Eq	1,5	1,4
GWP	4	4

* 30°C - UR 80% - при температуре 30°C и относительной влажности воздуха 80%


 **IMPORTANT:** In order to have a correct function you must use an electrical generator in class G3 or more (frequency variation ±1%, tension variation ±2%). The maximum power of electrical generator must be three time the nominal power of device that you must connect.

PICTURES - FIGURE - ABBILDUNGEN - FIGURAS - FIGURES - FIGUREN - FIGURAS - FIGURER - KUVAT - FIGURER - FIGURER - ILUSTRACJE - ИЛЛЮСТРАЦИИ - OBRÁZKY - ÁBRÁK - SLIKE - ŞEKİLLER - SLIKE - ILIISTRACIJOS - ΑΤΤΕΛΙ - JOONISED - IMAGINI - OBRÁZKY - СХЕМИ - МАЛЮНКИ - SLIKE - ΕΙΚΟΝΕΣ - 图示 - СУРЕТТЕМЕЛЕР

DH 26

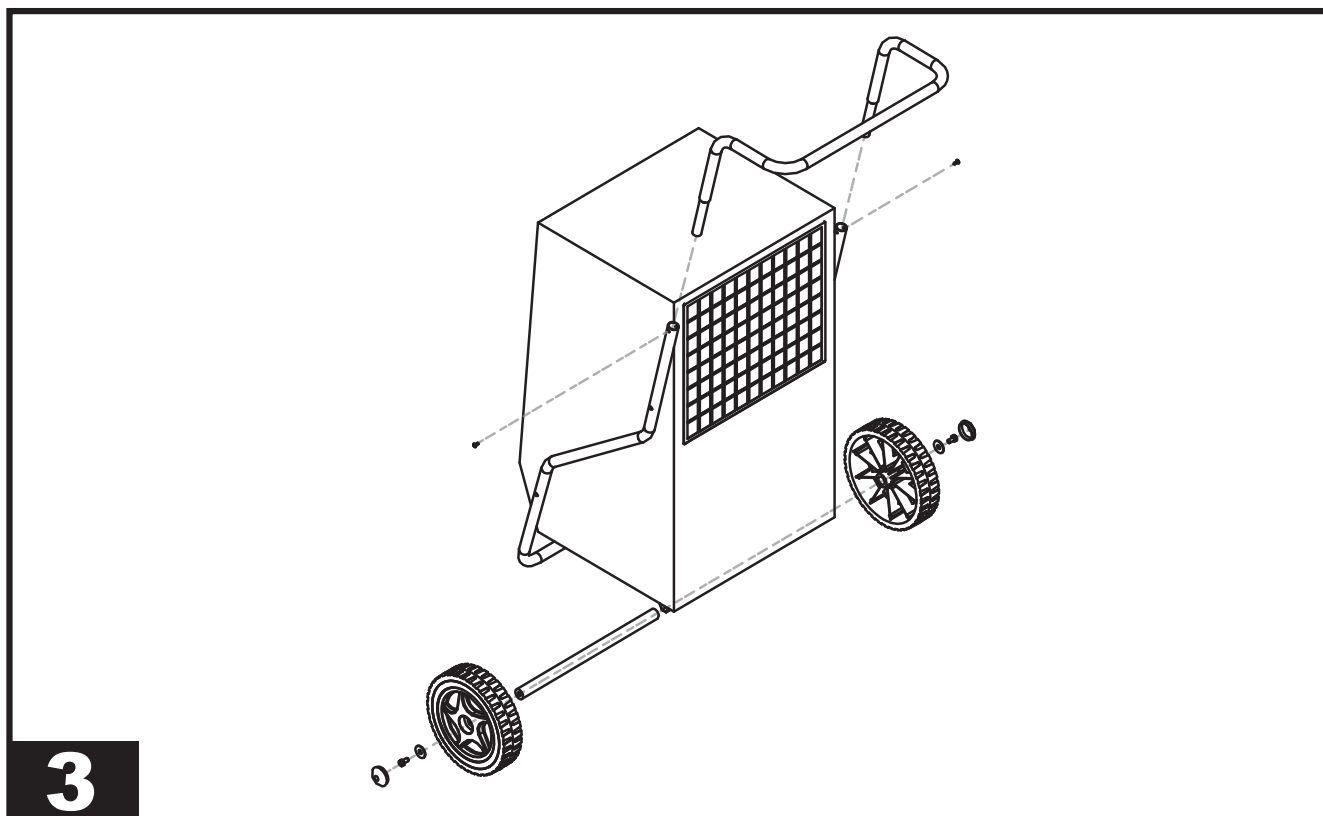
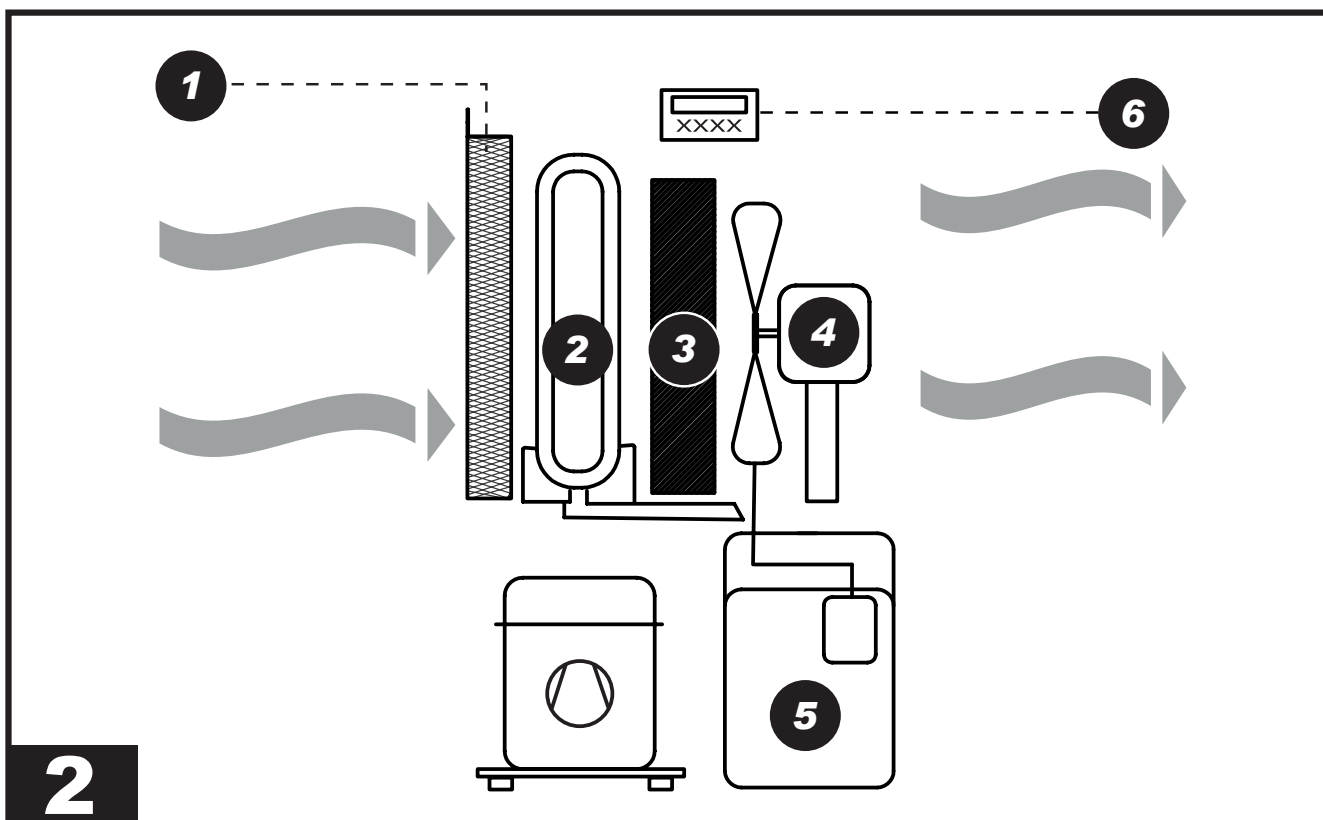


**DH 44
DH 62
DH 92
DH 100**

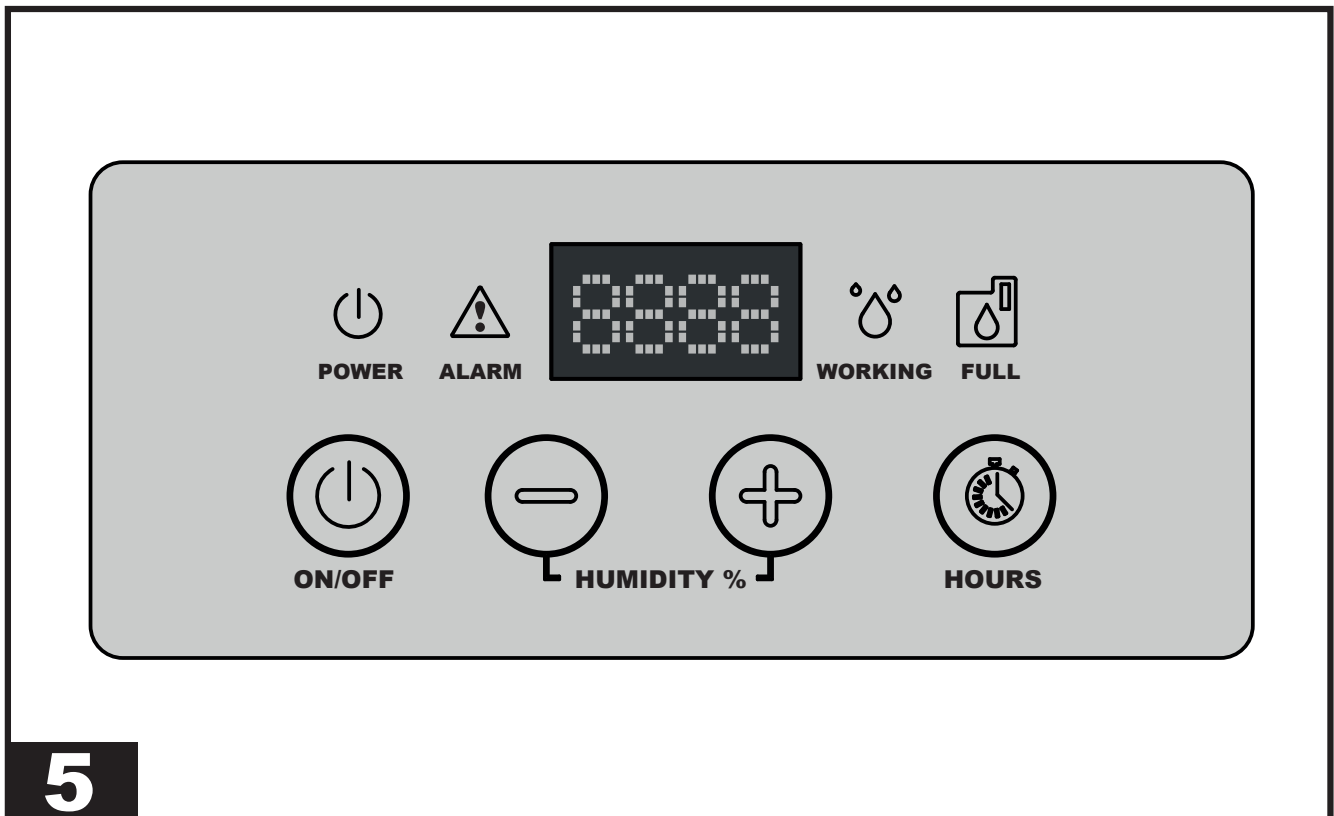
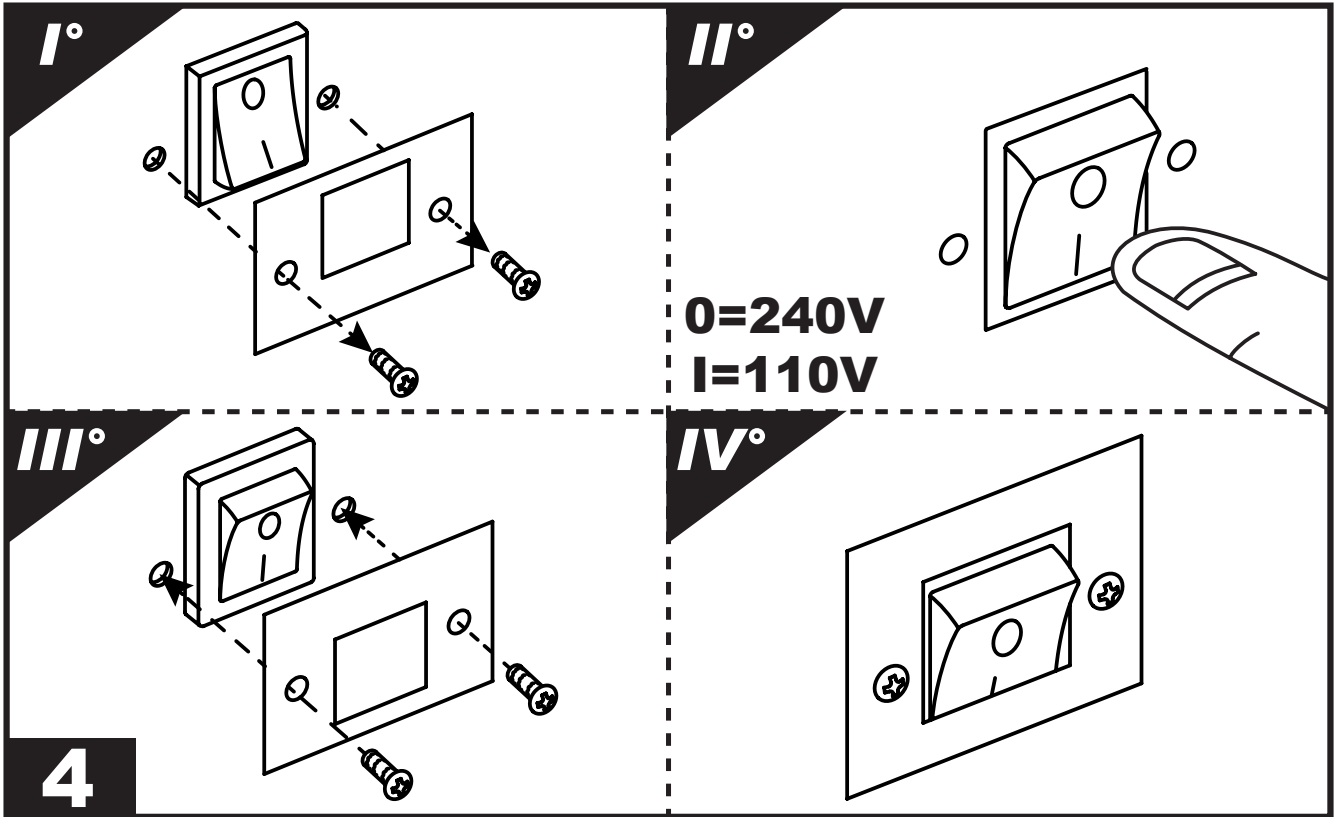


1

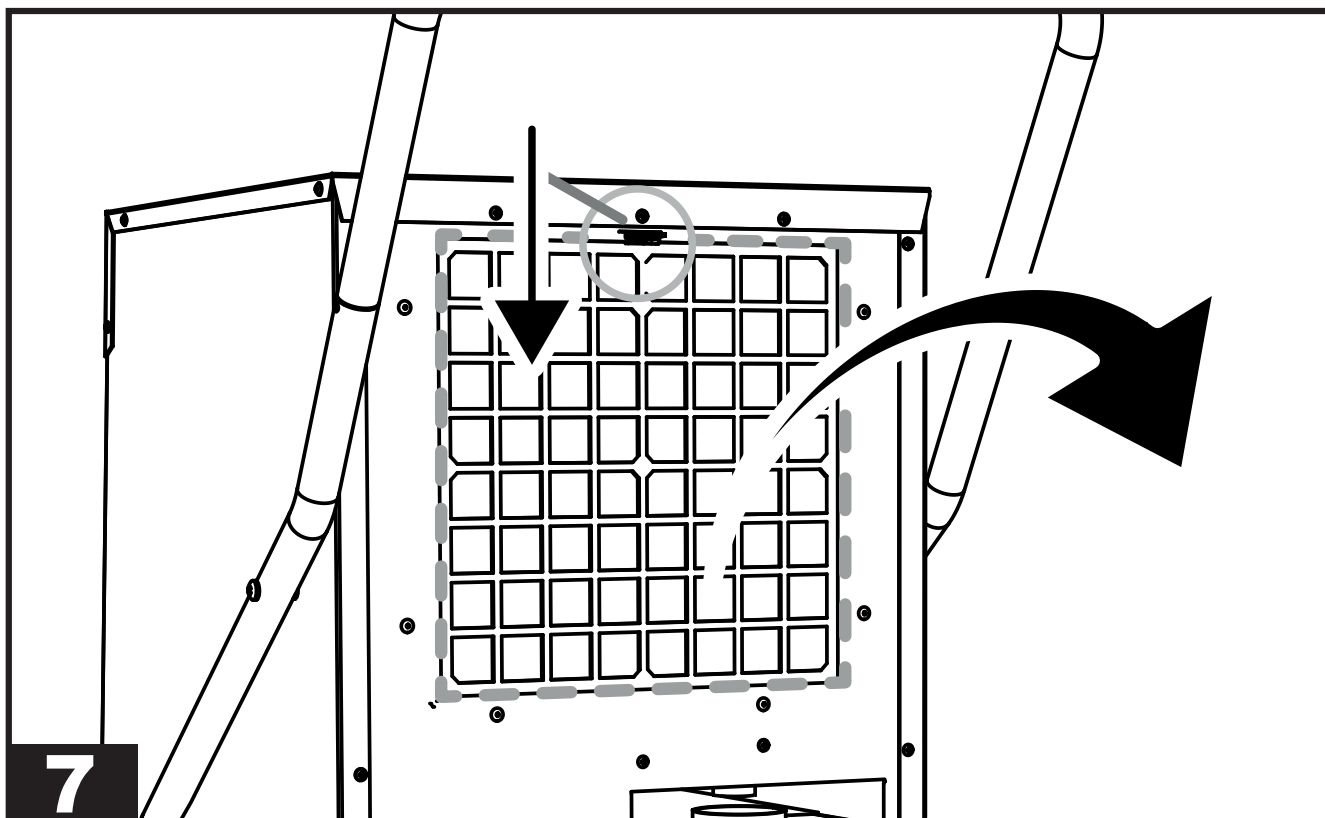
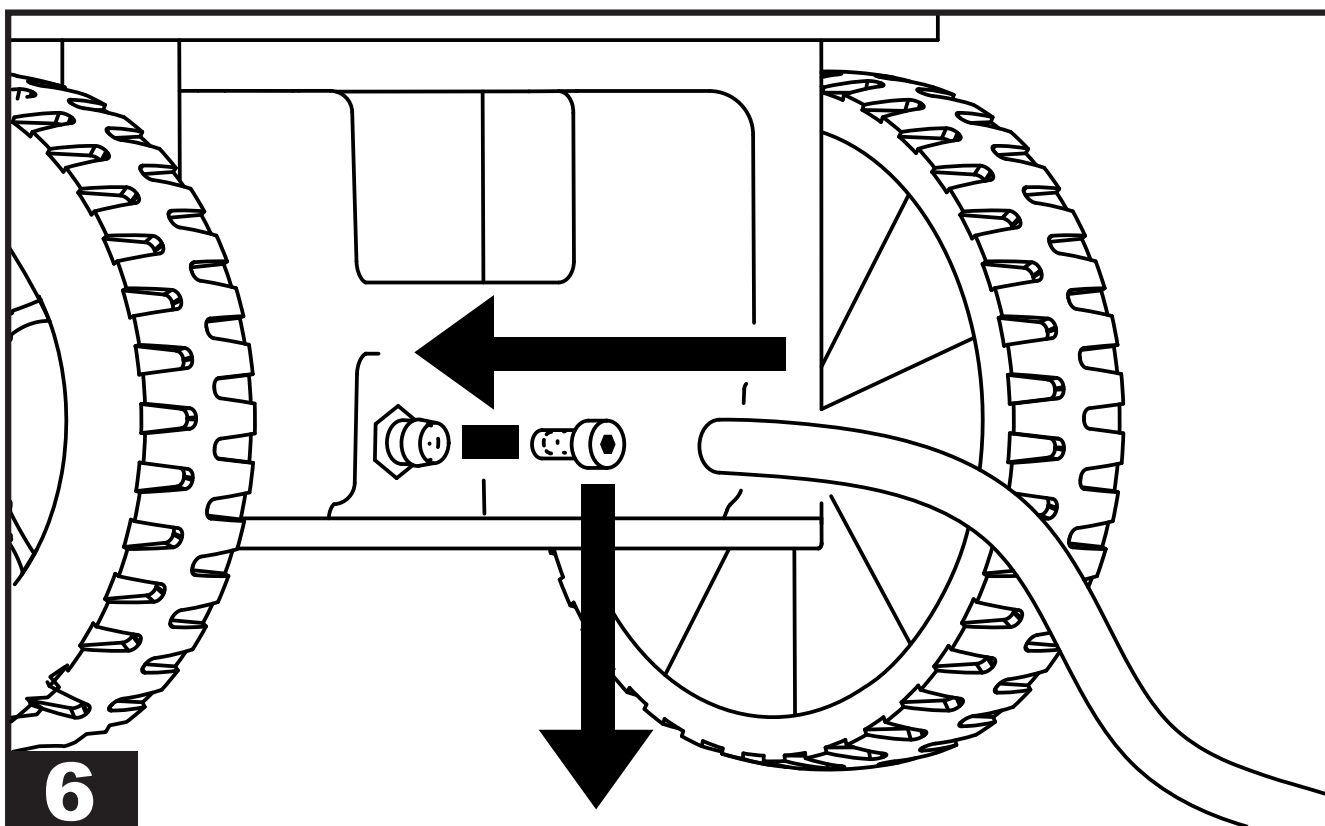
PICTURES - FIGURE - ABBILDUNGEN - FIGURAS - FIGURES - FIGUREN - FIGURAS - FIGURER - KUVAT - FIGURER - FIGURER - ILUSTRACJE - ИЛЛЮСТРАЦИИ - OBRÁZKY - ÁBRÁK - SLIKE - ŞEKİLLER - SLIKE - ILIISTRACIJOS - ATTĒLI - JOONISED - IMAGINI - OBRÁZKY - СХЕМИ - МАЛЮНКИ - SLIKE - ΕΙΚΟΝΕΣ - 图示 - СУРЕТТЕМЕЛЕР



PICTURES - FIGURE - ABBILDUNGEN - FIGURAS - FIGURES - FIGUREN - FIGURAS - FIGURER - KUVAT - FIGURER - FIGURER - ILUSTRACJE - ИЛЛЮСТРАЦИИ - OBRÁZKY - ÁBRÁK - SLIKE - ŞEKİLLER - SLIKE - ILIISTRACIJOS - ΑΤΤΕΛΙ - JOONISED - IMAGINI - OBRÁZKY - СХЕМИ - МАЛЮНКИ - SLIKE - ΕΙΚΟΝΕΣ - 图示 - СУРЕТТЕМЕЛЕР



PICTURES - FIGURE - ABBILDUNGEN - FIGURAS - FIGURES - FIGUREN - FIGURAS - FIGURER - KUVAT - FIGURER - FIGURER - ILUSTRACJE - ИЛЛЮСТРАЦИИ - OBRÁZKY - ÁBRÁK - SLIKE - ŞEKİLLER - SLIKE - ILIISTRACIJOS - ΑΤΤΕΛΙ - JOONISED - IMAGINI - OBRÁZKY - СХЕМИ - МАЛЮНКИ - SLIKE - ΕΙΚΟΝΕΣ - 图示 - СУРЕТТЕМЕЛЕР



1...	INTRODUCTION
2...	GENERAL DESCRIPTION OF THE UNIT
3...	PRELIMINARY OPERATIONS
4...	START-UP
5...	MAINTENANCE
6...	ALARM LIST

▶▶▶ 1. INTRODUCTION

▶▶ 1.1. INTRODUCTION

The manual is intended for the end user only in regard to operations that can be performed with closed panels. The operations that require to open doors or panels with tools must only be performed by expert personnel. Each appliance must be connected to the power supply via a cable with a power plug supplied with the unit. For maintenance operations, the power plug must always be disconnected to allow the operator to intervene in safe conditions.

If assistance or spare parts are required, read the identification plate located outside of the unit to identify the appliance (model and serial number).

▶▶ 1.2. GENERAL SAFETY RULES

The purpose of the manual and of the entire documentation supplied is to allow both the installer and operator to correctly perform the installation, start-up and maintenance of the equipment, without causing damage to the personnel in charge and to the unit.

Each appliance is subject to a risk assessment carried out in compliance with current legislation, which defines the necessary actions and implements the protective measures required to achieve the risk reduction objectives.

All activities regarding the operation and maintenance of the unit must be performed:

- ▶ Only by properly trained people, who must implement safe working practices and use the personal protective equipment appropriate to the specific task performed, based on their specific qualification.

- ▶ Only by properly trained people who have read and fully understood the manuals, technical documents and safety documents.
- ▶ Use of the appliance must not be allowed to anyone who is not adequately trained and skilled.

This manual, the technical documents and any security documents attached must be read and stored for the entire lifespan of the appliance:

⚠ CAUTION: This appliance is designed for use in an indoor environment.

⚠ CAUTION: The unit must be connected to an electrical system that complies with local electrical safety regulations.

⚠ CAUTION: The unit must be placed by following the dimensions and spaces required, including the minimum spaces allowed by adjacent structures.

⚠ CAUTION: This equipment must always be connected to earth. We decline any liability for any danger or damage caused if this requirement is not complied with.

⚠ CAUTION: Sharp tools (screwdrivers, needles or the like) must not be inserted into the grids or inside any other panel opening, especially when the unit is open to remove the filter.

⚠ CAUTION: All maintenance and cleaning operations on the unit must be performed with the power supply disconnected. Never remove the front grille or open any part of the unit without first disconnecting the plug from the socket.

⚠ CAUTION: Do not use water to clean the unit. Use a wet cloth to clean the unit.

Never spray water on the unit and its electrical components.

The equipment must always be kept in a vertical position in order to prevent accidental spillage of condensation (water) from the specific container. It is strictly forbidden to move the equipment while connected to the power outlet, as the resulting vibrations and movements may cause the condensation to leak from the specific container, thus affecting the electrical parts.

The unit can only be moved after emptying the condensate tank, and in any case, it is ALWAYS REQUIRED to remove the plug from the socket before moving the appliance. Should water be accidentally spilled on the appliance, the unit must be immediately turned off and disconnected from the power supply, and may only be turned on after eight hours have elapsed.



⚠ CAUTION: The equipment contains R1234yf refrigerant: this gas is flammable. The amount of charge is indicated in the data table of this user manual.

Warning, the refrigerant is odourless.

Do not use any means to accelerate the defrosting process or for cleaning other than those recommended by the manufacturer.

The appliance must be placed in a room that does not have ignition sources continuously in operation (e.g. open flames, a gas appliance while running or an electric heater running).

Do not drill holes into or burn the appliance.

▶▶ 1.3. PERSONAL PROTECTIVE EQUIPMENT

Use the following personal protective equipment during unit use and maintenance operations:

⚠ CLOTHING: Those who carry out maintenance or work on the unit in environments with slippery floors must wear safety shoes with non-slip soles.

⚠ GLOVES: Appropriate gloves must be worn during cleaning and maintenance operations. When refilling the refrigerant gas, the use of appropriate gloves is mandatory in order to prevent the risk of freezing.

⚠ MASK AND GOGGLES: Masks to protect the respiratory tract and safety goggles to protect the eyes must be worn during cleaning and maintenance operations.

▶▶ 1.4. GENERAL SAFETY RULES

The following safety signs, which must be respected, are affixed on the unit:



Read the user manual.



Read the technical manual.



Electric shock hazard.



Flammable material hazard.



⚠ CAUTION: It is strictly forbidden to remove the safety signs on the units.

▶▶▶ 2. GENERAL DESCRIPTION OF THE UNIT

(FIG. 1)

The dehumidifier is an appliance suitable for controlling the humidity of the room it is placed in. Dehumidification is carried out via a refrigeration cycle which is based on the physical

en principle whereby the air, when it comes into contact with a cold surface, wets it, releasing humidity in the form of condensation drops. The equipment is made up as follows (FIG. 2): Air is extracted from the appliance: it passes through the washable filter (1), the aluminium coil (evaporator) (2), the hot exchanger (condenser) (3), the fan (4) and finally the dehumidified air flows out and is recirculated into the room through the grille. The condensed water is collected in the tank (5). A micro-switch stops the appliance when water in the tank reaches a certain level. An electronic board (6) manages the correct operation of the appliance.

This appliance is equipped with a hot gas defrost system, which ensures the correct operation of the dehumidifier within the temperature and humidity range specified in the technical data table.

►► 2.1. REFRIGERANT CIRCUIT

The refrigerant gas used in these units is R1234yf. The refrigerant circuit is built in compliance with current standards.




Flammable material hazard.

This unit is hermetically sealed and contains fluorinated gas R1234yf GWP (R1234yf) = 4.


►►► 3. PRELIMINARY OPERATIONS


►► 3.1. REMOVAL OF THE PACKAGING AND ASSEMBLY

Remove the packaging taking care not to damage the unit. Dispose of the packaging products (wood, plastic, cardboard), taking them to the specialised collection or recycling centres (follow the local regulations in force).


 CAUTION: Depending on the model, assemble the appliance, with any handles, wheels and all relevant hardware (FIG. 3) housed inside the packaging before commissioning.

►► 3.2. INSPECTION

 All units are factory assembled and wired (except for certain components). Upon receiving the unit, it must be immediately and thoroughly inspected, checking that it has not been damaged during transport or that no parts are missing.


 Before use, specifically check for any dents on the external metal panels, including those in the tank compartment. Also check that the cable, plug and relevant insulation are intact. Otherwise, it is FORBIDDEN to connect and start the unit, which must be sent to an authorised service centre.

►► 3.3. OPERATING PRINCIPLES

 CAUTION: To ensure correct operation of the appliance, it is recommended to operate the unit within the limits shown on the technical data table.


►► 3.4. POSITIONING


Set up the appliance to ensure an adequate air flow.

 CAUTION: Make sure that the appliance is placed in such a way so as to prevent contact with water.


►► 3.5. SERVICE AREA


The hot air expelled by the fan must not be obstructed. Avoid hot air recirculation between suction and delivery to prevent compromising the performance of the unit or even interrupting normal operation.


 CAUTION: The equipment must not be placed in cramped environments, which do not allow adequate distribution of the air from the air outlet grille into the room.

 CAUTION: Do not place or hang objects on the front panel, it may cause damage to the unit.

▶▶ 3.6. GENERAL INFORMATION


 CAUTION: Disconnect the power plug from the socket before carrying out any maintenance operation on the electrical part.


 CAUTION: Check that the supply voltage corresponds to the unit's operating data (voltage and frequency) shown on the data plate on the dehumidifier. The appliance is fitted with a power cable for correct operation.


 CAUTION: The earthing connection is mandatory.


▶▶▶ 4. START-UP

▶▶ 4.1. PRELIMINARY CHECKS

 **IMPORTANT:** For dual voltage models (...DV), check the position of the transformer switch (220-240V / 110-120V). If the set voltage does not match that supplied by the mains, the voltage must be adapted (FIG. 4). Loosen the two lid screw fasteners, shift/press the switch onto the voltage value supplied and mount the lid again.

 CAUTION: Check that the power cord is properly connected.

 CAUTION: Check that all the cover panels are in the correct position and are locked via fixing screws before commissioning.

 CAUTION: Always disconnect the power supply if the appliance is not used for a long period of time.

▶▶ 4.2. CONTROL PANEL

(FIG. 5)

The units are equipped with a luminous signalling panel that indicates their operating status. A brief description of their meaning is provided below.

CONTROL PANEL:

LED:

- ▶ **POWER LED:** This LED is on if the unit is in the "ON" status, but in stand-by mode (i.e. the compressor is off).
- ▶ **ALARM LED:** This LED is on when the unit is in alarm. The display will show the error message.
- ▶ **WORKING LED:** This LED is on when the compressor is running. The LED flashes when the dehumidifier is waiting to restart or is in defrost mode. The LED turns off when the desired amount of humidity has been reached in the "ON" status.
- ▶ **FULL LED:** This LED is on when the condensate tank is full or if the pump is in alarm.

BUTTONS:


- ▶ **ON/OFF:** To turn on the dehumidifier, simply press the "ON/OFF" button. Based on the relative humidity set, the appliance starts working. When the room humidity reaches the required level, the appliance goes into stand-by mode and the unit stops, but remains in the "ON" status (POWER LED on). If the room humidity rises again, exceeding the previous set point, the dehumidifier restarts again.
Press the "ON/OFF" button to turn off the appliance (with the appliance off, the display continues to indicate the relative humidity in the environment).
- ▶ **"-" / "+" (HUMIDITY SET):** Press the "-" / "+" buttons to set the relative humidity desired. The display will start flashing, showing the new reference set point. After a few seconds the display stops flashing and the new humidity set point has been detected by the electronics.
It is possible to operate the appliance regardless of the degree of humidity present in the environment. By pressing the "-" button until the "CONT" message appears on the display, the appliance will operate continuously.
- ▶ **HOURS:** Press the "HOURS" button to view the working hours of the appliance.

en ►► **4.3. DISCHARGE PIPE CONNECTION (Set-up)**

(FIG. 6)

A discharge pipe can be connected to the appliance. A hose connection with a diameter of 16 mm is fitted on the tank.

►► **4.4. CONNECTION OF THE CONDENSATE PUMP (Optional)**

 Depending on the model, the appliance can be set up for the connection of the condensate discharge pump.

For a correct connection, disconnect the unit from the power supply before carrying out any operation.

For a correct installation of the condensate pump, refer to the technical manual included in the optional kit.

►►► **5. MAINTENANCE**

►► **5.1. CHECKS TO BE PERFORMED BY THE USER**

(FIG. 7)

The only maintenance to be carried out by the user is the cleaning of the air filter, which must be performed at least once a month.

The cleaning frequency can be increased due to the dustiness of the working environment of the appliance.

CAUTION: REMOVE THE FILTER FROM THE APPLIANCE TO PERFORM CLEANING. IT IS FORBIDDEN TO PERFORM CLEANING WITH THE FILTER INSTALLED.


►► **5.2. SPARE PARTS**

Should it be required to replace one or more parts during maintenance by specialised operators, this must be done by using original spare parts only.

If required, request the “spare parts list” from your vendor, specifying the model and serial number of the unit.

►► **5.3. DISMANTLING THE UNIT**

The unit has been designed and built to ensure continuous operation. The lifespan of some components such as the fan and the compressor depends on their maintenance.

 **CAUTION:** The unit contains substances and components dangerous for the environment (electronic components, refrigerant gas and oils). At the end of its useful life, in the event of dismantling the unit, the operation must be carried out by specialised refrigerating personnel.

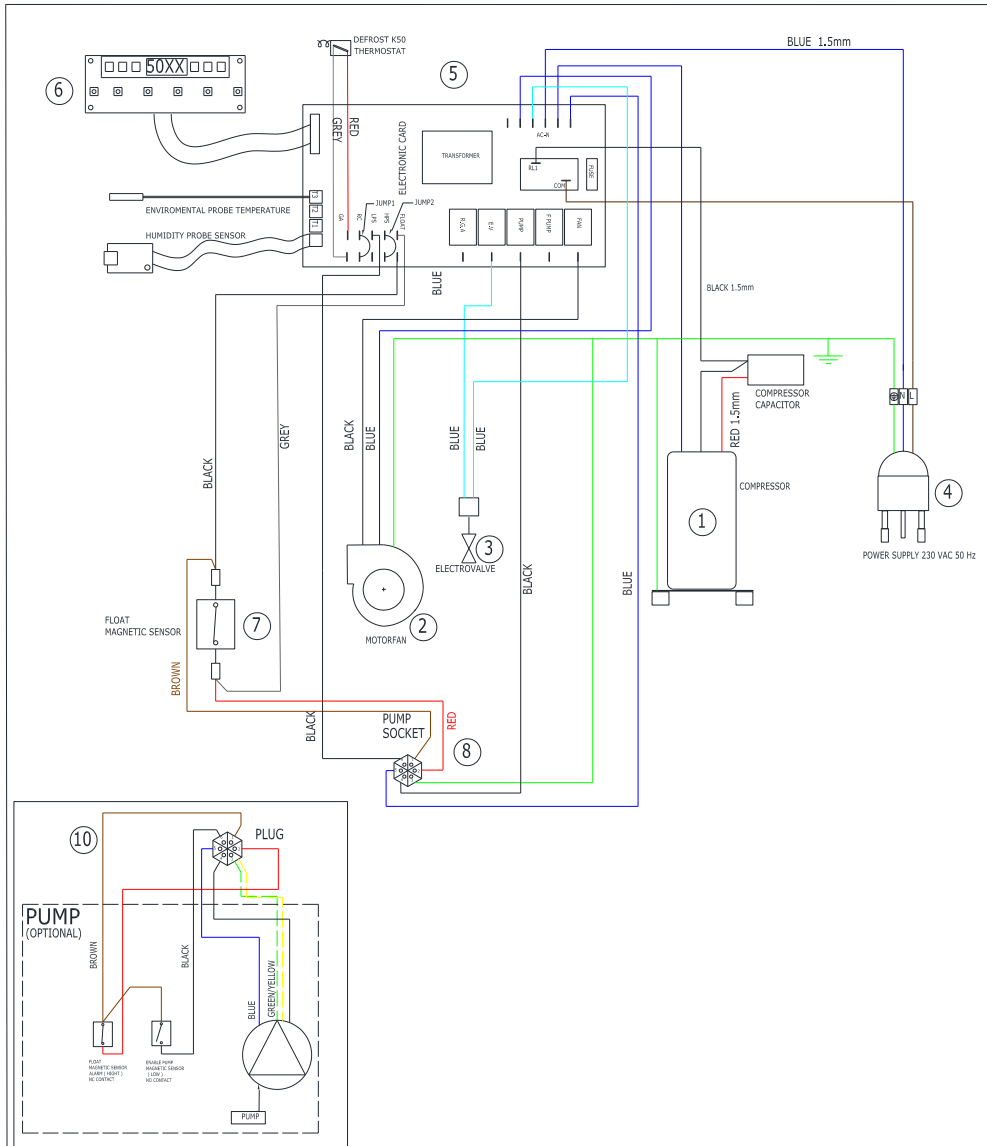
The unit must be sent to specific specialised centres for the collection and disposal of equipment containing dangerous substances. The refrigerant fluid and the lubricating oil contained in the circuit must be recovered, in accordance with the regulations in force in your country.

▶▶▶ 6. ALARM LIST

ALARM	POSSIBLE CAUSE	POSSIBLE SOLUTION
FULL + "FULL"	Tank full or missing	The alarm is reset automatically by emptying or inserting the tank
ALARM + "Lo t"	Room temperature too low	Room temperature conditions not suitable for operation
ALARM + "Prob"	Humidity probe malfunction. In any case, the unit continues to function	Contact the authorised assistance centre
ALARM + "Pro3"	Room temperature probe malfunction. The dehumidifier goes into stand-by mode	Contact the authorised assistance centre
ALARM + "dEFr"	Defrost thermostat malfunction. The dehumidifier goes into stand-by mode	Contact the authorised assistance centre

ELECTRIC SYSTEM - IMPIANTO ELETTRICO - ELEKTRISCHE ANLAGE - INSTALACIÓN ELÉCTRICA - INSTALLATION ELECTRIQUE - ELEKTRISCHE INSTALLATIE - SISTEMA ELÉTRICO - EL-ANLÆG - SÄHKÖLAITTEISTO - ELEKTRISK ANLEGG - ELANORDNING - INSTALACJA ELEKTRYCZNA - ЭЛЕКТРОПРОВОДКА - ELEKTRICKÉ ZAŘÍZENÍ - ELEKTROMOS RENDSZER - ELEKTRIČNA NAPELJAVNA - ELEKTRİK TESİSATI - ELEKTRIČNI UREĐAJ - ELEKTROS SISTEMA - ELEKTRISKĀ SISTĒMA - ELEKTRISŪSTEEM - INSTALAȚIA ELECTRICĂ - ELEKTRICKÉ ZARIADENIE - ЭЛЕКТРИЧЕСКА ИНСТАЛАЦИЯ - ЭЛЕКТРИЧНЕ ОБЛАДНАННЯ - ELEKTRIČNI UREĐAJ - ΗΛΕΚΤΡΙΚΗ ΕΓΚΑΤΑΣΤΑΣΗ - 电路系统 - ЭЛЕКТРЖЕЛІСІ

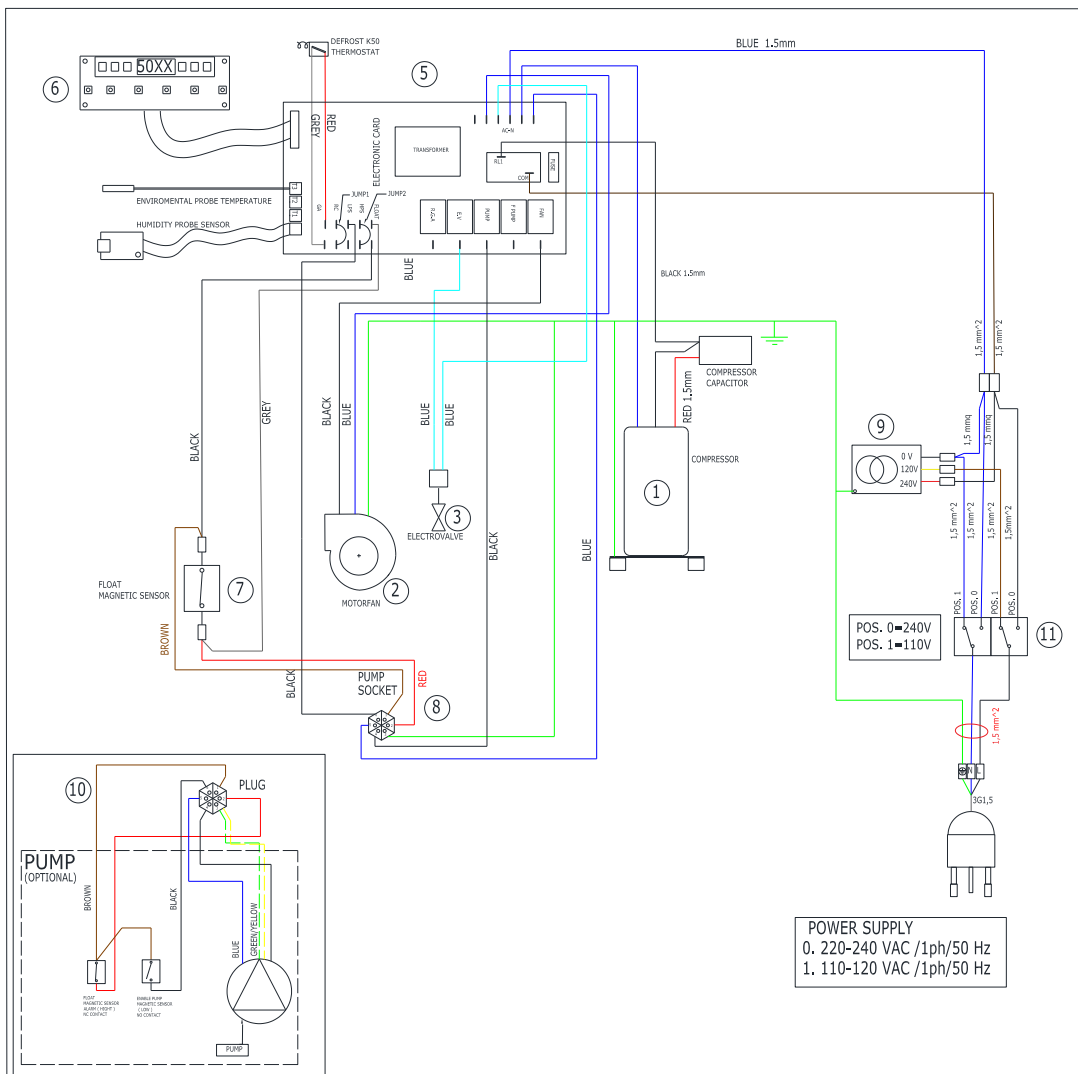
DH 26
DH 44
DH 62
DH 92
DH 100



	ENGLISH	ITALIANO	DEUTSCH	FRANÇAIS	ESPAÑOL
1	COMPRESSOR	COMPRESSORE	KOMPRESSOR	COMPRESSUR	COMPRESOR
2	MOTORFAN	VENTILATORE	VENTILATOR	VENTILATEUR	VENTILADOR
3	ELECTROVALVE	ELETTROVALVOLA	MAGNETVENTIL	ÉLECTROVANNE	ELECTROVÁLVULA
4	PLUG	SPINA	ELEKTRISCHER STECKER	PRISE ÉLECTRIQUE	ENCHUFE ELECTRICO
5	ELECTRONIC BOARD	SCHEMA ELETTRONICA	ELEKTRONISCHE KARTE	CARTE ÉLECTRONIQUE	PLACA ELECTRONICA
6	DISPLAY	DISPLAY	ANZEIGE	AFFICHEUR	PANTALLA
7	TANK SENSOR	SENSORE TANICA	TANK SENSOR	CAPTEUR DE RÉSERVOIR	TANQUE SENSOR
8	PUMP CONNECTOR	CONNETTORE POMPA	PUMPENANSCHLUSS	CONNECTEUR DE POMPE	CONECTOR BOMBA
9	AUTOTRANSFORMER	AUTOTRASFORMATORE	SPARTRANSFORMATOR	AUTOTRANSFORMATEUR	AUTOTRANSFORMADOR
10	PUMP	POMPA	PUMPE	POMPE	BOMBA
11	VOLTAGE SELECTOR	SELETTORE TENSIONE	SPANNUNGS AUSWAHL	SÉLECTEUR DE TENSION	SELECTOR DE VOLTAJE
	BROWN	MARRONE	BRAUN	MARRON	MARRON
	BLUE	BLU	BLAU	BLEU	AZUL
	BLACK	NERO	SCHWARZ	NOIR	NEGRO
	RED	ROSSO	ROT	ROUGE	ROJO
	GREY	GRIGIO	GRAU	GRIS	GRIS
	ORANGE	ARANCIONE	ORANGE	ORANGE	NARANJA

ELECTRIC SYSTEM - IMPIANTO ELETTRICO - ELEKTRISCHE ANLAGE - INSTALACIÓN ELÉCTRICA - INSTALLATION ELECTRIQUE - ELEKTRISCHE INSTALLATIE - SISTEMA ELÉTRICO - EL-ANLÆG - SÄHKÖLAITTEISTO - ELEKTRISK ANLEGG - ELANORDNING - INSTALACJA ELEKTRYCZNA - ЭЛЕКТРОПРОВОДКА - ELEKTRICKÉ ZAŘÍZENÍ - ELEKTROMOS RENDSZER - ELEKTRIČNA NAPELJAVA - ELEKTRİK TESİSATI - ELEKTRIČNI UREĐAJ - ELEKTROS SISTEMA - ELEKTRISKĀ SISTĒMA - ELEKTRISŪSTEEM - INSTALAȚIA ELECTRICĂ - ELEKTRICKÉ ZARIADENIE - ЭЛЕКТРИЧЕСКА ИНСТАЛАЦИЯ - ЕЛЕКТРИЧНЕ ОБЛАДНАННЯ - ELEKTRIČNI UREĐAJ - ΗΛΕΚΤΡΙΚΗ ΕΓΚΑΤΑΣΤΑΣΗ - 电路系统 - ЭЛЕКТРЖЕЛІСІ

**DH 44DV
DH 62DV**



	ENGLISH	ITALIANO	DEUTSCH	FRANÇAIS	ESPAÑOL
1	COMPRESSOR	COMPRESSORE	KOMPRESSOR	COMPRESSUR	COMPRESOR
2	MOTORFAN	VENTILATORE	VENTILATOR	VENTILATEUR	VENTILADOR
3	ELECTROVALVE	ELETTROVALVOLA	MAGNETVENTIL	ÉLECTROVANNE	ELECTROVÁLVULA
4	PLUG	SPINA	ELEKTRISCHER STECKER	PRISE ÉLECTRIQUE	ENCHUFE ELECTRICO
5	ELECTRONIC BOARD	SCHEDA ELETTRONICA	ELEKTRISCHE KARTE	CARTE ÉLECTRONIQUE	PLACA ELECTRONICA
6	DISPLAY	DISPLAY	ANZEIGE	AFFICHEUR	PANTALLA
7	TANK SENSOR	SENSORE TANICA	TANK SENSOR	CAPTEUR DE RÉSERVOIR	TANQUE SENSOR
8	PUMP CONNECTOR	CONNETTORE POMPA	PUMPENANSCHLUSS	CONNECTEUR DE POMPE	CONECTOR BOMBA
9	AUTOTRANSFORMER	AUTOTRASFORMATORE	SPARTRANSFORMATOR	AUTOTRANSFORMATEUR	AUTOTRANSFORMADOR
10	PUMP	POMPA	PUMPE	POMPE	BOMBA
11	VOLTAGE SELECTOR	SELETTORE TENSIONE	SPANNUNGS-AUSWAHL	SÉLECTEUR DE TENSION	SELECTOR DE VOLTAJE
	BROWN	MARRONE	BRAUN	MARRON	MARRON
	BLUE	BLU	BLAU	BLEU	AZUL
	BLACK	NERO	SCHWARZ	NOIR	NEGRO
	RED	ROSSO	ROT	ROUGE	ROJO
	GREY	GRIGIO	GRAU	GRIS	GRIS
	ORANGE	ARANCIONE	ORANGE	ORANGE	NARANJA

► en - DISPOSAL OF THE PRODUCT

-This product has been designed and manufactured with top-quality materials and components, which can be re-cycled and re-used. When a crossed-wheely bin symbol is attached to the product, it means that the product is protected by the, 2012/19/UE European Directive.

-Please obtain information regarding the local differentiated collection system for electrical and electronic products.

-Respect local Standards in force and do not dispose of old products as normal domestic waste. Correct disposal of the product helps to prevent possible negative consequences for health, the environment and mankind.

► it - SMALTIMENTO DEL PRODOTTO

-Questo prodotto è stato progettato e fabbricato con materiali e componenti di alta qualità, che possono essere riciclati e riutilizzati.

-Quando ad un prodotto è attaccato il simbolo del bidone con le ruote segnato da una croce, significa che il prodotto è tutelato dalla Direttiva Europea 2012/19/UE.

-Si prega di informarsi in merito al sistema locale di raccolta differenziata per i prodotti elettrici ed elettronici.

-Rispettare le norme locali in vigore e non smaltire i prodotti vecchi nei normali rifiuti domestici. Il corretto smaltimento del prodotto aiuta ad evitare possibili conseguenze negative per la salute dell'ambiente e dell'uomo.

► de - ENTSORGUNG DES PRODUKTS

-Dieses Produkt wurde unter Verwendung von Qualitätsmaterialien und -bauteilen entwickelt und hergestellt, die recycelt und wieder verwendet werden können.

-Ist ein Produkt gekennzeichnet durch die Mülltonne mit Rädern und einem Kreuz, wird hier angezeigt, dass dieses Produkt durch die europäische Richtlinie 2012/19/UE überwacht ist.

-Es wird gebeten, sich über die vor Ort bestehende Mülltrennung bezüglich elektrischer und elektronischer Produkte zu informieren.

-Die vor Ort geltenden Vorschriften zur Müllentsorgung müssen eingehalten werden und alte Produkte dürfen nicht zusammen mit dem Hausmüll entsorgt werden. Die ordnungsgemäße Entsorgung des Produkts hilft mögliche negative Folgen für Gesundheit und Umwelt zu vermeiden.

► es - ELIMINACIÓN DEL PRODUCTO

-Este producto ha sido diseñado y fabricado con materiales y componentes de alta calidad que se pueden reciclar y reutilizar.

-Cuando en el producto se encuentra el símbolo del contenedor con las ruedas tachado con una cruz, significa que el producto está tutelado por la Directiva europea 2012/19/UE.

-Se ruega informarse acerca del sistema local de recogida selectiva para los productos eléctricos y electrónicos.

-Respete las normas locales vigentes y no elimine los productos viejos junto con los residuos domésticos normales. La eliminación correcta del producto ayuda a evitar posibles consecuencias negativas para la salud del ambiente y del hombre.

► fr - SE DÉBARRASSER DE VOTRE PRODUIT USAGÉ

-Ce produit a été conçu et fabriqué avec des matériaux et des composants de haute qualité, qui peuvent être recyclés et utilisés de nouveau.

-Lorsque le symbole d'une poubelle à roue barrée est appliqué à un produit, cela signifie que le produit est couvert par la Directive Européenne 2012/19/UE.

-Veuillez vous informer du système local de séparation des déchets électriques et électroniques.

-Veuillez agir selon les règles locale set ne pas jeter vos produits usagés avec les déchets domestiques usuels. Jeter correctement votre produit usagé aidera à prévenir les conséquences négatives potentielles contre l'environnement et la santé humaine.

► nl - VERWIJDERING VAN HET PRODUCT

-Dit product werd ontworpen en gemaakt met hoogwaardige materialen en componenten, die gerecycleerd en herbruikt kunnen worden.

-Wanneer op een product het symbool van de afvalbak op wielen met een kruis erdoor is aangebracht, betekent dit dat het product valt onder de Europese Richtlijn 2012/19/UE.

-Gelieve inlichtingen in te winnen betreffende het plaatselijke systeem voor gedifferentieerde inzameling van elektrische en elektronische toestellen.

-Respecteer de plaatselijke normen die van kracht zijn, en verwijder de oude toestellen niet als gewoon huishoudelijk afval. Een correcte verwijdering van het product helpt om mogelijke negatieve gevolgen voor de gezondheid van mens en milieu te voorkomen.

► pt - ELIMINAÇÃO DO PRODUTO

-Este produto foi projetado e fabricado com materiais e componentes de alta qualidade que podem ser reciclados e reutilizados.

-Quando for afixado em um produto o símbolo do bidão com rodas marcado com uma cruz, significa que o produto é protegido pela Diretiva Europeia 2012/19/UE.

-Solicitamos informar-se sobre o sistema local de recolha diferenciada para os produtos elétricos e eletrônicos.

-Respeitar as normas locais em vigor e não eliminar os produtos antigos como normais detritos domésticos. A correta eliminação do produto ajuda a evitar possíveis consequências negativas para a saúde do ambiente e do homem.

► da - BORTSKAFFELSE

- Dette produkt er designet og fremstillet med materialer og dele af høj kvalitet, der kan genanvendes.
- Når et produkt er mærket med symbolet, der viser en affaldsspand på hjul med et kryds over, betyder det, at produktet er beskyttet af EF-Direktiv 2012/19/UE.
- Der henstilles til, at man informerer sig angående det lokale affaldssorteringssystem for elektriske og elektroniske produkter.
- De gældende lokale regler skal overholdes, og de gamle produkter må ikke bortskaffes sammen med husholdningsaffaldet. Ved at bortskaffe dette produkt korrekt, medvirker De til at forhindre eventuelle negative påvirkninger af miljøet og folkesundheden.

► fi - TUOTTEEN HÄVITTÄMINEN

- Tämä tuote on suunniteltu ja valmistettu korkealaatuisia materiaaleja ja osia käyttämällä, jotka voidaan kierrättää ja käyttää uudelleen.
- Kun tuotteeseen on kiinnitetty viivattu roskasäiliön merkki, se tarkoittaa, että tuotetta suojaa Euroopan yhteisön direktiivi 2012/19/UE.
- Hanki tietoja paikallisesta sähkö- ja elektroniikkaromujen erilliskeräyksestä.
- Noudata voimassa oleva määräyksiä äläkä hävitä vanhoja tuotteita kotitalousjätteiden mukana. Tuotteen oikea hävittäminen auttaa suojelemaan luontoa ja välttää väärän romutuksen aiheuttamien terveysriskien syntymistä.

► no - AVFALLSHÅNTERING

- Dette produktet er utformet og produsert med materialer og deler av høy kvalitet, og som kan gjenvinnes.
- Når det på et produkt finnes et symbol som forestiller en avfallsbeholder med et kryss over, betyr dette at produktet er underlagt EU-direktiv 2012/19/UE.
- Vennligst informer dere angående de lokale reglene som gjelder kassering av elektrisk og elektronisk avfall.
- Ta hensyn til gjeldende regelverk og ikke kast gamle produkter sammen med husholdningsavfall. Riktig avfallshåndtering av produktet bidrar til å unngå potensielle negative konsekvenser for miljøet og menneskenes helse.

► sv - PRODUKTENS BORTSKAFFANDE

- Den här produkten har projekterats och tillverkats med material och komponenter av hög kvalitet som kan återvinnas och återanvändas.
- När ett klistermärke med en symbol med överkorsad soptunna med hjul sitter på produkten, betyder detta att produkten är skyddad av Eu-direktiv 2012/19/UE.
- Vi ber er inhämta upplysningar vid er lokala återvinningsstation för elektriska och elektroniska produkter.
- Följ lokala gällande bestämmelser och skaffa inte bort förbrukade produkter i det vanliga hushållsavfallet. Ett korrekt bortskaffande av produkten hjälper till att undvika möjliga negativa effekter på miljö- och människohälsa.

► pl - UTYLIZACJA PRODUKTU

- Niniejszy produkt został wyprodukowany z najwyższej jakości materiałów, które mogą być poddane recyklingowi i zostać ponownie użyte.
- Symbol przekreślonego kosza na śmieci umieszczony na sprzęcie, opakowaniu lub dokumentach do niego dołączonych oznacza, że produkt nie wolno wyrzucać łącznie z innymi odpadami. Obowiązkiem użytkownika jest przekazanie zużytego sprzętu do wyznaczonego punktu zbiórki w celu właściwego jego przetworzenia. Oznakowanie oznacza jednocześnie, że sprzęt został wprowadzony do obrotu po dniu 13 sierpnia 2005 r.
- Należy zapoznać się z lokalnym systemem zbiórki produktów elektronicznych i elektrycznych.
- Informacje o dostępnym systemie zbierania zużytego sprzętu elektrycznego można znaleźć w punkcie informacyjnym sklepu oraz w urzędzie miasta/gminy.
- Odpowiednie postępowanie ze użytym sprzętem zapobiega negatywnym konsekwencjom dla środowiska i ludzkiego zdrowia!

► cs - LIKVIDACE VÝROBKU

- Tento výrobek byl navržen a vyroben z vysoce kvalitních materiálů a komponentů, které lze recyklovat a znovu použít.
- Je-li na výrobku symbol přeškrtnutého kontejneru, znamená to, že na výrobek se vztahuje Evropská Směrnice 2012/19/UE.
- Informujte se o místním systému pro oddělený sběr elektrických a elektronických výrobků.
- Dodržujte místní předpisy a nelikvidujte staré produkty spolu s běžným komunálním odpadem. Správná likvidace výrobku pomůže předcházet možným negativním dopadům na životní prostředí a lidské zdraví.

► hu - HULLADÉKBA HELYEZÉS

- A termék kiváló minőségű újrahasznosítható és újból felhasználható alkotóelemek felhasználásával készült.
- Ha terméken elhelyezésre került az áthúzott hulladékgyűjtőt ábrázoló jel, az azt jelenti, hogy a termékre a 2012/19/UE irányelv vonatkozik.
- Kérjük, tájékozódjon az elektromos és elektronikus hulladékok szelektív gyűjtéséről.
- Tartsa be a helyben hatályos előírásokat, és ne a terméket ne helyezze a háztartási hulladékgyűjtőbe. A megfelelő hulladékgyűjtéssel elkerülhető, hogy a hulladékok károsítsák a környezetet ill. az emberi egészséget.

►sl - ODLAGANJE IZDELKA

- Ta izdelek je bil zasnovan in izdelan iz materialov in komponent visoke kakovosti, ki jih je mogoče reciklirati in ponovno uporabiti.
- Ko je izdelek označen z znamenjem prekrižanega smetnjaka na kolesih, pomeni, da zanj veljajo določbe evropske Direktive 2012/19/UE.
- Pozanimajte se o načinu ločenega zbiranja električne in elektronske opreme, ki velja v vašem kraju.
- Upoštevajte veljavne predpise in odsluženih izdelkov ne odlagajte med gospodinjske odpadke. Pravilno odlaganje izdelka prispeva k izogibanju morebitnim negativnim posledicam za zdravje okolja in ljudi.

►tr - ÜRÜNÜN İMHA EDİLMESİ

- Bu ürün, geri dönüştürülüp tekrar kullanılabilen, yüksek kaliteli malzeme ve bileşenler kullanılarak tasarlanıp üretilmiştir.
- Herhangi bir üründe, üzerinde çarpı işareti bulunan tekerlekli bidon bulunuyorsa bu, ürünün 2012/19/UE Avrupa Direktifi tarafından korunduğunu belirtir.
- Lütfen bulunduğunuz bölgedeki elektrikli ve elektronik aletler için olan çöp ayrıştırma sistemi ile ilgili bilgi edininiz.
- Konuyla ilgili yerel düzenlemelere uyunuz ve eski ürünleri normal evsel atıklarla beraber atmayınız. Ürünün doğru şekilde imha edilmesi, çevre ve insan sağlığını tehdit edici olumsuz sonuçların önlenmesine yardımcı olur.

►hr - ODBACIVANJE PROIZVODA

- Ovaj je proizvod osmišljen i izrađen s visokokvalitetnim materijalima i komponentama koje se mogu reciklirati i ponovno iskoristiti.
- Kada se na proizvod stavi simbol prekrižene kante na kotačima, to znači da je on podvrgnut Europskoj Smjernici 2012/19/UE.
- Informirajte se u svezi s lokalnim načinom diferencijalnog sakupljanja električnih i elektronskih proizvoda.
- Pošaljite lokalne propise na snazi i ne odbacujte stare proizvode zajedno sa običnim kućnim otpadom. Pravilnim odbacivanjem proizvoda spriječit ćete moguće negativne posljedice za okoliš i za zdravlje ljudi.

►lt - GAMINIO SUNAIKINIMAS

- Šis gaminys buvo sukurtas ir pagamintas iš aukštos kokybės medžiagų bei dalių, kurios gali būti perdirbtos arba panaudotos dar kartą.
- Kai gaminys yra pažymėtas perbraukto atliekų konteinerio su ratukais ženklu, tai reiškia, kad gaminys yra saugomas pagal ES direktyvą 2012/19/UE.
- Prašome pasidomėti apie vietinę elektros ir elektronikos atliekų rūšiavimo sistemą.
- Laikykitės vietinių galiojančių taisyklių ir nemeskite senų gaminių su įprastomis buitinėmis atliekomis. Tinkamai sunaikinę gaminį išvengsite galimų neigiamų pasekmių aplinkai ir žmonių sveikatai.

►lv - PRODUKTA IZNĪCINĀŠANA

- Šis produkts tika izveidots un ražots ar augstas kvalitātes materiāliem un sastāvdaļām, kas var būt savāktas un atkārtoti izmantotas.
- Kad pie produkta ir piestiprināts atkritumu tvertnes simbols ar riteņiem, kas ir pārsvītrots ar krustu, tas nozīmē, ka produktu aizstāv Eiropas Direktīva 2012/19/UE.
- Lūdzam Jūs gūt informāciju par vietēju centru, kas savāc elektriskās un elektroniskā ierīces.
- Ievērot vietējās pastāvošās normas un neiznīcināt vecus produktus, kā parastus mājas atkritumus. Produkta pareizā iznīcināšana palīdz izvairīties no iespējamām negatīvām sekām vides un cilvēku veselībai.

►et - TOOTE KASUTUSEST KÕRVALDAMINE

- See toode on projekteeritud ja toodetud kvaliteetsetest materjalidest ja osadest, mida võib uuesti ringlusse võtta ja korduskasutada.
- Kui tootel on märk, millel on ratastega prügikast, millele on rist peale tõmmatud, tähendab see, et toodet kaitseb Euroopa direktiiv 2012/19/UE.
- Palun tutvuge kohaliku elektri- ja elektroonikatoodete lahuskogumise süsteemiga.
- Täitke kehtivaid kohalikke õigusnorme ning ärge visake vana toodet olmejäätmete hulka. Toote õige kõrvaldamine aitab vältida võimalikke negatiivseid tagajärgi keskkonna ja inimeste tervisele.

►ro - SCOATEREA DEFINITIVĂ DIN UZ A PRODUSULUI

- Acest produs a fost proiectat și fabricat cu materiale și componente de înaltă calitate care pot fi reciclate și refolosite.
- Când pe produs este aplicat simbolul unei pubele cu roți, marcată cu o cruce, înseamnă că produsul respectiv este conform Directivei Europene 2012/19/UE.
- Vă rugăm să vă informați în ceea ce privește colectarea separată a produselor electrice și electronice.
- Respectați normele locale în vigoare și nu depozitați produsele vechi împreună cu deșeurile menajere. Eliminarea corectă a produsului ajută la eliminarea consecințelor negative pe care acesta le poate avea asupra mediului înconjurător și a persoanelor.

►sk - LIKVIDÁCIA VÝROBKU

- Tento výrobok bol navrhnutý a vyrobený z vysoko kvalitných materiálov a komponentov, ktoré je možné recyklovať a znovu použiť.
- Ak je na výrobku symbol prečiarknutého kontajnera, znamená to, že na výrobok sa vzťahuje Európska Smernica 2012/19/UE.
- Informujte sa o miestnom systéme pre oddelený zber elektrických a elektronických výrobkov.
- Dodržujte miestne predpisy a nelikvidujte staré produkty spolu s bežným komunálnym odpadom. Správna likvidácia výrobku pomôže predchádzať možným negatívnym dopadom na životné prostredie a ľudské zdravie.

► bg - ИЗХВЪРЛЯНЕ НА УРЕДА

-Това изделие е проектирано и произведено с материали и компоненти от високо качество, които могат да се рециклират или използват повторно.

-Когато на някое изделие е поставен символ с бидон на колелца, маркиран с хикс, това означава, че изделието е защитено съгласно Европейска Директива 2012/19/UE.

-Моля да се информирате относно местната система за разделно изхвърляне на електрически и електронни изделия.

-Спазвайте действащите местни нормативи и не изхвърляйте изделията, заедно с нормалните домакински отпадъци. Правилното изхвърляне на изделията, помага за избягване на възможни отрицателни последици, за здравето на хората и за опазване на околната среда.

► uk - УТИЛІЗАЦІЯ ВИРОБУ

-Цей виріб був спроектований і вироблений з використанням високоякісних матеріалів і комплектуючих, які можуть бути повторно перероблені і використані.

-Якщо на виріб нанесено символ перекресленого бака з колесами для сміття, це означає, що виріб відповідає Директиві Європейського Союзу 2012/19/UE.

-Просимо ознайомитися з інформацією щодо місцевої системи роздільного збору сміття для електричного і електронного обладнання.

-Дотримуйтеся чинних місцевих правил і не викидайте старі вироби до звичайних побутових відходів. Правильна утилізація виробу допомагає уникнути можливих негативних наслідків для довкілля і здоров'я людей.

► bs - ODLAGANJE PROIZVODA

-Ovaj je proizvod dizajniran i proizveden korištenjem materijala i komponenata visoke kvalitete koji se mogu reciklirati i ponovo koristiti.

-Kada se na ovaj proizvod postavi simbol prekrizene kante /obilježene krstom na točkovima, to znači da je proizvod podložan Evropskoj Direktivi 2012/19/UE.

-Molimo Vas da se informirate o lokalnom sistemu diferencijalnog sakupljanja električnih i elektronskih proizvoda.

-Poštujte lokalne propise na snazi i ne odbacujte stare proizvode u obični kućanski otpad. Pravilno odlaganje proizvoda pomaže i onemogućuje negativne posljedice za zdravlje ljudi i okoliša

► el - ΔΙΑΘΕΣΗ ΤΟΥ ΠΡΟΪΟΝΤΟΣ

-Το προϊόν αυτό σχεδιάστηκε και κατασκευάστηκε με υλικά και εξαρτήματα υψηλής ποιότητας, τα οποία μπορούν να ανακυκλωθούν και να ξαναχρησιμοποιηθούν.

-Όταν ένα προϊόν είναι συνδεδεμένο με το σύμβολο του διαγεγραμμένου τροχοφόρου σημειωμένο με ένα σταυρό, σημαίνει ότι το προϊόν καλύπτεται από την Ευρωπαϊκή Οδηγία 2012/19/UE.

-Σας συνιστούμε να ενημερωθείτε σχετικά με το τοπικό σύστημα συλλογής για την ανακύκλωση ηλεκτρικών και ηλεκτρονικών προϊόντων.

-Τηρήστε τους τοπικούς κανονισμούς που ισχύουν και μην απορρίπτετε τα παλαιά προϊόντα στα οικιακά απορρίμματα. Η σωστή διάθεση του προϊόντος βοηθά στην αποφυγή πιθανών αρνητικών συνεπειών για την υγεία του περιβάλλοντος και του ανθρώπου.


► zh - 弃置旧的产品

-该产品是由高质量的原材料和零配件生产而成的，可以进行回收再利用

-当这个标识标签出现在产品上时，它表明这个产品符合 European Directive 2012/19/UE 标准。

-请熟知产品实际使用地关于处理废弃的电子元件的相关法律规定。

-请严格根据当地法规处理废弃的产品和包装，并确保不和生活垃圾混装。正确的处理方式可以避免对环境和人体健康产生的潜在威胁。



CE CONFORMITY CERTIFICATE



CE CONFORMITY CERTIFICATE - DICHIARAZIONE DI CONFORMITÀ CE - EG-KONFORMITÄT-SERKLÄRUNG - DECLARACIÓN DE CONFORMIDAD CE - DECLARATION DE CONFORMITE CE - EG-CONFORMITEITVERKLARING - DECLARAÇÃO DE CONFORMIDADE CE - EU-OVERENSSTEMMELSESERKLÆRING - EY-VAATIMUSTENMUKAISUUSVAKUUTUS - CE-SAMSVAR-SERKLÆRING - EG-FÖRSÄKRAN OM ÖVERENSSTÄMMELSE - DEKLARACJA ZGODNOŚCI WE - ДЕКЛАРАЦИЯ О СООТВЕТСТВИИ CE - PROHLÁŠENÍ O SHODĚ CE - EK MEGFELELŐSÉGI NYILATKOZAT - IZJAVA O SKLADNOSTI IN OZNAKA CE - CE UYGUNLUK BEYANI - IZJAVA CE O SUKLADNOSTI - ES ATITIKTIES DEKLARACIJA - EK ATBILSTĪBAS - DEKLARĀCIJA - EÜ VASTAVUSDEKLARATSIOON - DECLARAȚIE DE CONFORMITATE CE - PREHLÁSENIE O ZHODE CE - ДЕКЛАРАЦИЯ ЗА СЪВМЕСТИМОСТ CE - ДЕКЛАРАЦИЯ ВІДПОВІДНОСТІ CE - IZJAVA CE O PRIKLADNOSTI ΔΗΛΩΣΗ ΣΥΜΜΟΡΦΩΣΗΣ CE - CE 符合性声明

DANTHERM S.p.A. Via Gardesana 11, -37010- Pastrengo (VR), ITALY

Product: - Prodotto: - Produkt: - Producto: - Produit: - Product: - Produto: - Produkt: - Tuote: - Produkt: - Produkt: - Produkt: - Изделие: - Výrobek: - Termék: - Izdelek: - Ürün: - Proizvod: - Gaminys: - Ierīce: - Toode: - Produsul: - Výrobok: - Продукт: - Виріб: - Proizvod: - Προϊόν: - 产品:

**DH 26 - DH 44 - DH 62 - DH 92 - DH 100
DH 44DV - DH 62DV**

We declare that it is compliant with: - Si dichiara che è conforme a: - Es wird als konform mit den folgenden Normen erklärt: - Se declara que está en conformidad con: - Nous déclarons sa conformité à: - Hierbij wordt verklaard dat het product conform is met: - Declara-se que está em conformidade com: - Vi erklærer at produktet er i overensstemmelse med: - Vakuutetaan olevan yhdenmukainen: - Man erklærer at apparatet er i overensstemmelse med: - Härmed intygas det att produkten är förenlig med följande: - Oświadczam, że jest zgodny z: - Заявляем о соответствии требованиям: - Prohlašuje se, že je v souladu s: - Kijelentjük, hogy a termék megfelel az alábbiaknak: - Izpolnjuje zahteve: - Aşağıdaki standartlara uygun olduğunu beyan ederiz: - Izjavljuje se da je u skladu s: - Pareiškiame, kad atitinka: - Tiek deklarēts, ka atbilst: - Käesolevaga deklareeritakse, et toode vastab: - Declarăm că este conform următoarelor: - Prehlasuje sa, že je v súlade s: - Декларира се че отговаря на: - Відповідає вимогам: - Izjavljuje se da je u skladu s: - Δηλώνουμε ότι είναι σύμφωνα με: - 兹证明符合:

2014/30/EU, 2014/35/EU, 2011/65/EU

**EN 60335-1 (2012); AC (2014); A11 (2014)
EN 60335-2-40 (2003); A11 (2004); A12 (2005)
EN 55014-1 (2006); A1 (2009); A2 (2011)
EN 55014-2 (1997); AC (1997); A1 (2001); A2 (2008)
EN 50581 (2012)
EN 378-2 (2016)
IEC 60335-2-40 (2018)**

Pastrengo, 2020

Stefano Verani (Member of the Board)



Recycling



ENVIRONMENTAL PROTECTION: Please recycle any unwanted materials as opposed to disposing them as general waste. It is recommended the original is retained and used to store the product when not in use for prolonged periods of time. If this is not applicable ensure the materials are sorted and recycled in accordance with local regulations.



SPECIFICATION CHANGE: It is our policy to continually improve products to ensure these meet the rigours of the industry we serve. Therefore, as such we reserve the right to alter specifications, data, components & parts with-out prior notice.

WARRANTY: Please refer to the manufactures terms & conditions.

IMPORTANT: No liability will be accepted for the incorrect use of this product.

KEEP THIS BOOKLET FOR FUTURE REFERENCE

📞 Nottingham: 0115 946 1988 • London: 0208 830 3333 ✉ Nottingham: sales@hscgroupuk.co.uk • London: sean@hscgroupuk.co.uk 🌐 www.hscgroupuk.co.uk

The Hire Supply Company Terms & Conditions Apply At All Time E&OE