

# Clarke®

## CONTRACTOR®



## 12" VENTILATOR

MODEL NO: CON305 (110V)

PART NO: 3230480

## OPERATION & MAINTENANCE INSTRUCTIONS

UK  
CA | CE



ORIGINAL INSTRUCTIONS

DL0722 - ISS 4

---

## **INTRODUCTION**

---

Thank you for purchasing this CLARKE Ventilator which is designed for indoor use in an industrial environment.

Read this manual carefully, in doing so you guarantee the safety of yourself and that of others around you, and you can look forward to your purchase giving you long and satisfactory service.

---

## **SAFETY WARNINGS**

---

Make sure that you read, understand and comply with the following warnings.

### **POSITIONING**

Be aware that the suction capability is considerable. Do not position the ventilator where it will blow dust or hazardous fumes at people.

DO NOT place the ventilator close to any wet surface. DO NOT place against any surface such as a wall, door or furniture etc.

DO NOT place the ventilator on a raised surface or anywhere it could topple over.

Only use the ventilator in a level position.

Ensure that the intake grille cannot be blocked by curtains or other fabrics. Do not allow loose clothing, long hair, jewellery etc. to be drawn into the intake side of the fan.

DO NOT operate the ventilator in explosive atmospheres such as in the presence of flammable liquids, gases or dust such as in a paint spray booth. Electric motors create sparks which may ignite dust or fumes.

DO NOT cover the fan or obstruct the air inlet and outlet sections of the ventilator.

DO NOT get the ventilator wet or use in areas of high condensation.

DO NOT allow the power cable to touch hot surfaces.

DO NOT operate without the safety grills secured in position.

### **PERSONNEL SAFETY**

DO NOT use the ventilator when you are tired or under the influence of alcohol, drugs or intoxicating medication.

DO NOT stand on the ventilator.

DO NOT use the ventilator with wet hands or when there is water on the power cable.

Young children must be kept away unless supervised.

## **ELECTRICAL SAFETY**

Inspect the power cable / plug for damage/looseness. Do not use the ventilator if the power cable is damaged.

Make sure that the voltage on the product label is the same as the voltage of the power supply. If in doubt, consult a qualified electrician.

DO NOT abuse the electrical cable. Do not use the cable for pulling or unplugging the ventilator.

Keep the cable away from sources of heat, oil, sharp edges or moving parts. Damaged or tangled cables increase the risk of electric shock.

DO NOT use extension cables with this ventilator.

## **SERVICE & REPAIRS**

Check that the ventilator is in good working order. Take immediate action to have it repaired or any damaged parts replaced.

DO NOT attempt to repair the ventilator yourself. Always contact the CLARKE service department who will use recommended parts only. Unapproved parts may be dangerous and will invalidate your warranty.

## **ENVIRONMENTAL RECYCLING POLICY**



By purchasing this product, the customer is taking on the obligation to deal with its safe disposal in accordance with the Waste Electrical and Electronic Equipment regulations (WEEE).

In effect, this means that this product must not be discarded with general household waste but according to the laws governing Waste Electrical and Electronic Equipment (WEEE) at a recognized disposal facility.

## **GUARANTEE**

This product is guaranteed against faulty manufacture for a period of 12 months from the date of purchase. Please keep your receipt as proof of purchase. This guarantee is invalid if the product is found to have been abused, tampered with, or not used for the purpose for which it was intended.

Faulty goods must be returned to their place of purchase, no product can be returned to us without prior permission.

This guarantee does not effect your statutory rights.

# ELECTRICAL CONNECTIONS



**WARNING! READ THESE ELECTRICAL SAFETY INSTRUCTIONS THOROUGHLY BEFORE CONNECTING THE PRODUCT TO A POWER SUPPLY.**

This product can be connected to one of the following power supplies:

- 110V generator
- 110V isolating transformer
- 110V site supply
- 230V generator via a 110V transformer.

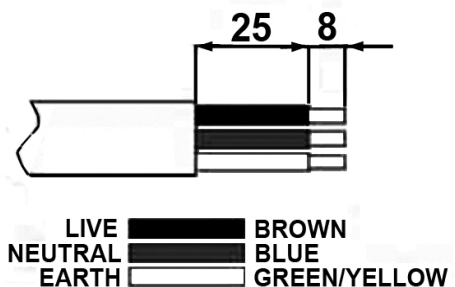
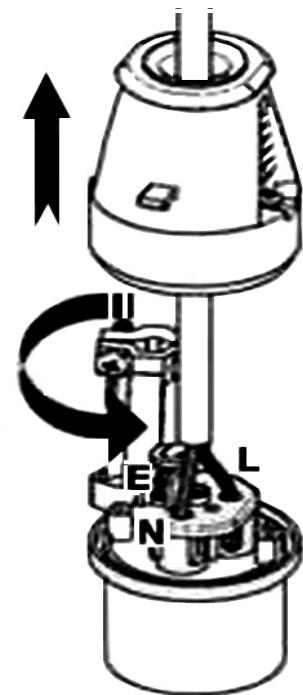
Connecting it to any other power source may cause damage.

This product includes a fitted industrial plug to BS-EN 60309, and a cable for use with a 110 volt supply. On no account must a 230V, 13amp (BS1363) plug be used.

If using a portable 110V transformer make sure it has a rated capacity sufficient to take the load of the fan.

Should the plug need changing at any time, ensure that a plug of identical specification is used and proceed as follows:

1. Undo the socket screws & remove the rear section.
2. Rotate the cable clamp clear of the terminals.
3. Feed the cable through the rear gland in the plug.
4. Remove the cable sheath to the required lengths as shown in the diagram.
5. Terminate the correct wires in the correct terminal blocks as shown.
6. Remove the cable clamp screws. Clip the cable clamp back into position and place the clamp around the outer sheath of the cable. Replace the screws and tighten until the cable is securely held.
7. Replace the rear cover and tighten the cover screws.



If in any doubt, consult a qualified electrician. DO NOT attempt any repairs yourself.

---

## BEFORE USE


---

Before commencing assembly, check for damage and or shortages etc, any damage or shortage should be reported to your CLARKE dealer where the ventilator was purchased.

This ventilator can be used with CLARKE 12" diameter retractable ducting sold separately in 5 metre lengths as follows:

Yellow (3230481)

1. Before use, attach the ducting to the discharge end of the ventilator as shown, secured with the tie cord provided.
2. Place the ventilator in a level position on a flat surface and at a safe distance from flammable materials.
3. The ventilator is operated by the ON/OFF switch.
4. Connect the ventilator to a suitable power outlet.



---

## CARE & MAINTENANCE

---



**WARNING: ALWAYS DISCONNECT FROM THE POWER SUPPLY BEFORE PERFORMING ANY CLEANING OR MAINTENANCE TASKS. REPAIRS SHOULD BE CARRIED OUT BY THE CLARKE SERVICE DEPARTMENT.**

Clean the ventilator with a soft damp cloth, Do not use solvents or abrasives.

If used in spaces with high dust content, clean the guards and fan blades by vacuuming or wiping. Remove the end guard to gain access to the blades.

REPLACE GUARD BEFORE RE-CONNECTING TO POWER SUPPLY.

No other maintenance is required, should you discover any problem with the ventilator return it to the CLARKE service department for repair.

Should the fan fail to operate, check the power supply and that the fuse in the plug has not blown. Abnormal noise while the fan is running may occur if the fan is not standing on a level surface.

## SPECIFICATIONS

| Model   | CON305 (110v)            |
|---|--------------------------|
| Product dimensions complete (L x W x H)             | 375 x 386 x 430 mm       |
| Drum diameter                                       | 380 mm                   |
| Fan diameter  | 300 mm                   |
| Product weight                                      | 15.35kg                  |
| Power supply  | 110V/50Hz                |
| Electrical Insulation class                         | I                        |
| Ingress protection rating                           | IP54                     |
| Operating temperature range                         | -20 to 50°C              |
| Sound power level                                   | 69 dB                    |
| Rpm @ optimum energy efficiency                     | 2800 rpm                 |
| Flow rate @ full speed                              | 3900 m <sup>3</sup> /h   |
| Rated air flow @ overall efficiency point           | 2379.7 m <sup>3</sup> /h |
| Rated air flow @ optimum energy efficiency          | 39.7 m <sup>3</sup> /s   |
| Total pressure                                      | 385 Pa                   |
| Static pressure                                     | 236.1 Pa                 |
| Overall efficiency                                  | 51.8%                    |
| Measurement category                                | C                        |
| Efficiency category                                 | Static                   |
| Efficiency grade                                    | 40                       |
| Rated motor input power @ optimum energy efficiency | 500W                     |
| Specific Ratio (EU no 327/2011)                     | N/A                      |

# DECLARATION OF CONFORMITY



Hemnal Street, Epping, Essex, CM16 4LG

## DECLARATION OF CONFORMITY

This is an important document and should be retained.

We hereby declare that this product(s) complies with the following statutory requirement(s):

- Electromagnetic Compatibility Regulations 2016.*
- Electrical Equipment (Safety) Regulations 2016.*
- The Restriction of the Use of Certain Hazardous Substances in Electrical and Electronic Equipment Regulations 2012.*
- The Ecodesign for Energy-Related Products and Energy Information (Amendment) (EU Exit) Regulations 2020.*

The following standards have been applied to the product(s):

- BS EN 60034-1:2010, BS EN 60034-5:2001+A1:2007, BS EN 55014-1:2006/A2:2011,*
- BS EN 55014-1:2017, BS EN 55014-2:1997/A2:2008, BS EN 55014-2:2015, BS EN 61000-3-2:2014,*
- BS EN 61000-3-3:2013, IEC 62321-3-1:2013, IEC 62321-6:2015, IEC 62321-7-1:2015,*
- IEC 62321-7-2:2017, BS EN ISO 17075-1:2017.*

The technical documentation required to demonstrate that the product(s) meet(s) the requirement(s) of the aforementioned legislation has been compiled and is available for inspection by the relevant enforcement authorities.

The UKCA mark was first applied in: 2022

**Product Description:** 12inch Ventilator (110V)  
**Model number(s):** CON305  
**Serial / batch Number:** N/A  
**Date of Issue:** 13/07/2022

**Signed:**

J.A. Clarke  
Director

CON305 UKCA Clarke DDC 071322

Page 1 of 1



Fitzwilliam Hall, Fitzwilliam Place, Dublin 2

## DECLARATION OF CONFORMITY

This is an important document and should be retained.

We hereby declare that this product(s) complies with the following directive(s):

- 2014/30/EU Electromagnetic Compatibility Directive.*
- 2014/35/EU Low Voltage Directive*
- 2011/65/EU Restriction of Hazardous Substances (RoHS).*
- 2009/125/EC Eco-design Requirements Directive.*

The following standards have been applied to the product(s):

- EN 60034-1:2010, EN 60034-5:2001+A1:2007, EN 55014-1:2006/A2:2011, EN 55014-1:2017,*
- EN 55014-2:1997/A2:2008, EN 55014-2:2015, EN 61000-3-2:2014, EN 61000-3-3:2013,*
- IEC 62321-3-1:2013, IEC 62321-6:2015, IEC 62321-7-1:2015, IEC 62321-7-2:2017,*
- EN ISO 17075-1:2017.*

The technical documentation required to demonstrate that the product(s) meet(s) the requirement(s) of the aforementioned directive(s) has been compiled and is available for inspection by the relevant enforcement authorities.

The CE mark was first applied in: 2020

**Product Description:** 12inch Ventilator (110V)  
**Model number(s):** CON305  
**Serial / batch Number:** N/A  
**Date of Issue:** 13/07/2022

**Signed:**

J.A. Clarke  
Director

CON305 CE Clarke DDC 071322

Page 1 of 1

# A SELECTION FROM THE VAST RANGE OF

# Clarke®

## QUALITY PRODUCTS



**AIR COMPRESSORS**  
From DIY to industrial, Plus air tools, spray guns and accessories.

**GENERATORS**  
Prime duty or emergency standby for business, home and leisure.

**POWER WASHERS**  
Hot and cold, electric and engine driven - we have what you need

**WELDERS**

Mig, Arc, Tig and Spot.  
From DIY to auto/industrial.

**METALWORKING**  
Drills, grinders and saws for DIY and professional use.

**WOODWORKING**  
Saws, sanders, lathes, mortisers and dust extraction.

**HYDRAULICS**  
Cranes, body repair kits, transmission jacks for all types of workshop use.

**WATER PUMPS**  
Submersible, electric and engine driven for DIY, agriculture and industry.

**POWERTOOLS**  
Angle grinders, cordless drill sets, saws and sanders.

**STARTERS/CHARGERS**  
All sizes for car and commercial use.



## PARTS & SERVICE: 0208 988 7400

**Parts Enquiries**  
[Parts@clarkeinternational.com](mailto:Parts@clarkeinternational.com)

**Servicing & Technical Enquiries**  
[Service@clarkeinternational.com](mailto:Service@clarkeinternational.com)

SALES: UK 01992 565333 or Export 00 44 (0)1992 565335

**Clarke® INTERNATIONAL** Hemnall Street, Epping, Essex CM16 4LG  
[www.clarkeinternational.com](http://www.clarkeinternational.com)